

STOP!

If you have any issues with product please contact our technical support team before returning it.

TECHNICAL SUPPORT

Technical Support : 1 (800) 881 9305

1 (714) 666 1716 X2

Email : support@eqz.com

Service Hours : Mon - Fri 08:00 AM - 05:00 PM PST

EZQuest®
Premium Digital Life Accessories

Quick Instruction Manual for
USB-C Multimedia 10-in-1 Gen 2 Hub
Part# X40031

Content:

- EZQuest 10-in-1 hub (Part No. X40031)
- Manual

Attention:

1. If you like to use the HDMI port for your external display and you like to close your MacBook Pro display (Closed Clamshell Mode), you must have the USB-C power cable connected to the hub. (Closing your laptop screen without the USB-C power cable connected to the hub, will put your laptop in sleep mode).

2. Please make sure that you select the correct HDMI port from your TV or your display INPUT so that your computer display can be shown.

3. USB-A ports will not support Apple SuperDrive [We recommend using our X40100 USB-C to USB-A Female Mini Adapter to connect your SuperDrive directly to your Mac]

4. USB-C ports will not operate a monitor

5. Please make sure your device's USB-C port supports display output.



Specification:

- Part Number: X40031
- UPC Code: 694307400313
- 1 x HDMI 4K (60Hz on DP1.4 or 30Hz on DP1.2)
- 1 x USB-C 100W Power Delivery port version 3.0 with pass-thru charging up to 88W output and FRS technology or 5Gbps data
- 2 x USB-C Gen 2 (10Gbps) ports, 1 with BC1.2 (5V/1.5A ~7.5W), 2nd one 5V/0.5A (2.5W) power output
- 2 x USB-A 3.0 ports BC1.2 each output 5V/1.5A (7.5W). When using all the ports simultaneously, the total shared data is 10Gbps
- When using all the ports simultaneously to power your devices, the total shared power is 10 Watts
- 1 x RJ45 Gigabit Ethernet with LED indicator
- 1 x SDHC and 1 X Micro SDHC Card Reader
- 1 x 3.5mm Audio Jack with Microphone 2-in-1
- Cable Length: 28 CM/11 Inches
- Dimension: 16mm x 43mm x 123mm - 0.6 x 1.7 x 4.83 inches
- Weight: 3 oz
- Power: To support full-speed charging for iPad Pro or other USB-C mobile devices, please make sure your power adapter is at least 15W (45W). Power adapters less than 45W will not supply enough power to provide pass through charging
- 18-Month Worry Free Warranty

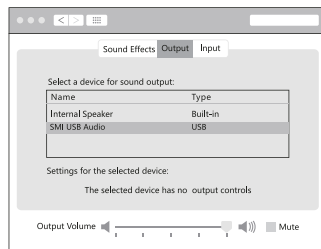
Resolution Setting for Mac (M1, M1 Pro/Max, M2 and Intel)

System Preferences > Displays



Sound Setting for Mac

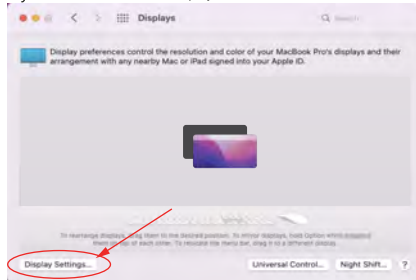
Apple logo > System Preferences > Sound



Graphics Settings for Mac

1. Mirror Display

System Preferences > Displays



①

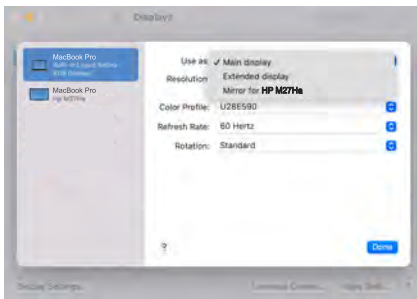
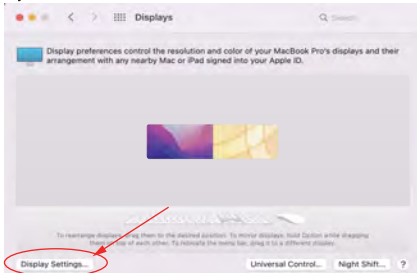
②

③

④

2. Extended Display

System Preferences > Displays



Source device

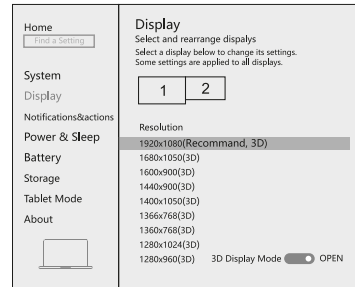


HDMI Display 4K

5

Resolution Setting for Windows

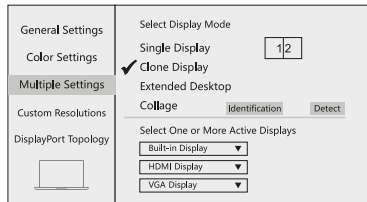
Right click desktop > Display Settings



Graphic Settings for Windows

1. Clone Mode

Right click desktop > Graphics Settings > Display



Source device

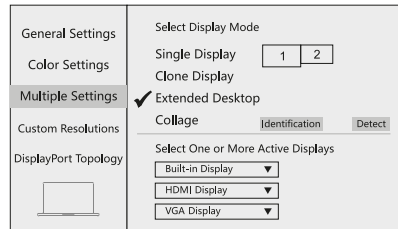


HDMI Display 4K

6

2. Extended Display

Right click desktop > Graphics Settings > Display




Source device



HDMI Display 4K

Sound Settings for Windows 10



7

FAQ

A. Why is there no audio output from HDMI ?

1. Please make sure if there's audio output on the Monitor.
2. Please set the external monitor as default audio output device.

B. What if the WIFI drops when the hard drive has been connected to the hub ?

1. 2.4G is easily interfered, you can switch to 5G network, or try to move the hard drive to a suitable place.

C. What if the USB driver can't be identified ?

1. Restart the device and connect the hub again.

D. What if the display screen drops after connecting a large current hard drive ?

1. Please supply power through power adapter.

How to Change the Resolution and Refresh Rate on Mac:

System Preferences, Click on Display, Under the Display:

While holding the Option button down, click on " Scale " twice then you can see the range of resolution. Then click on the " Show low resolution modes " box. Then you can choose the Refresh Rate available.

Full Speed Charging Support:

To support full-speed charging for iPad Pro or other mobile devices, please make sure your power adapter is at least 15W (45W). Power adapter less than 45W will not supply enough power to provide pass through charging.

Please email us with any questions or feedback about our products to: support@ezq.com

1 (800) 881-9305

8